

ASX Announcement



ASX: GML

26 July 2024

June 2024 Quarterly Activities Report

New magmatic Copper-Nickel-PGE target zone Identified at Flametree and Board refresh to drive growth

HIGHLIGHTS

Exploration

- Site preparation works commenced ahead of the next phase of Reverse Circulation (RC) drilling at the Duplex discovery, with drilling designed to follow-up previous significant results.
- Diamond drill-hole GDD027 completed at the Flametree Cu-Ni-PGE target to test a 12,550S Fixed-Loop EM survey (FLEM) anomaly located south of previously announced Cu-Ni-PGE sulphide intersections in Reverse Circulation drilling.
- Subsequent down-hole EM (DHEM) survey outlined a strong off-hole conductor developing beyond the end of the hole.
- Planning and permitting underway for an air-core drill program to map the highly prospective mafic-ultramafic intrusion to inform targeting of further diamond drilling.
- Results also received from the Montague Range soil geochemical sampling program, which successfully highlighted the layered mafic-ultramafic stratigraphy along strike.
- Areas of significant copper anomalism, coupled with historical shallow Cu-Ni-PGE results, provide exciting new targets for exploration.

Corporate

- \$1.2 million share placement underpinned by major shareholders as well as Gateway Directors.
- Board refresh to ensure a strong, well balanced and experienced senior leadership team to oversee the next phase of exploration at the Montague Gold-Base Metals Project as well as broader business development opportunities.

Gateway Mining Ltd

B1/431 Roberts Road
Subiaco WA 6008

LinkedIn: @gateway-mining
Twitter: @gateway_mining
www.gatewaymining.com.au

MONTAGUE PROJECT, WA

During the quarter ending 30 June 2024 (Quarter), Gateway announced a series of exploration updates, as well as ongoing studies consistent with its focus on extracting maximum value from Montague through the application of high-quality exploration to make significant new discoveries and enhance the existing deposits.

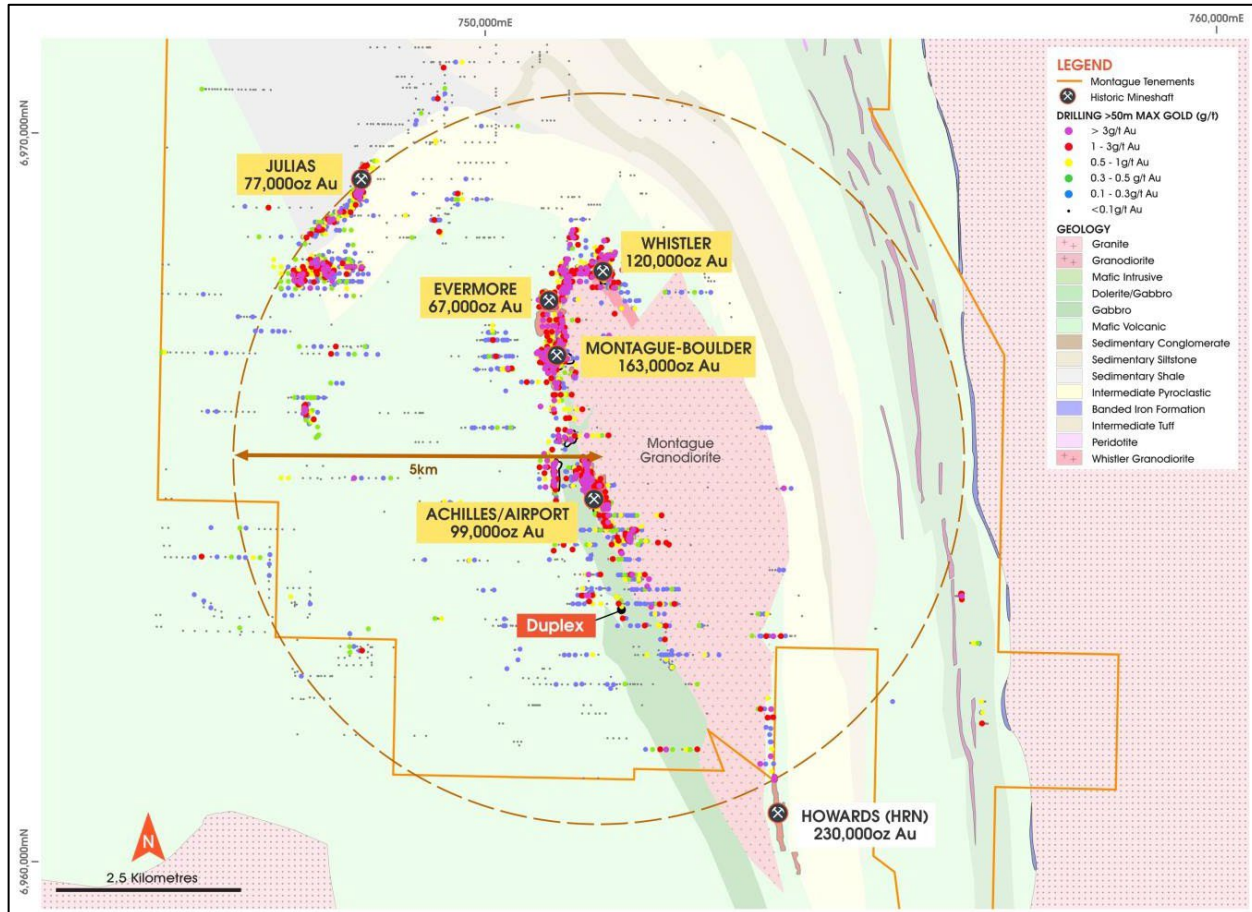


Figure (1): Montague Granodiorite Dome with current Mineral Resources and target locations.

DUPLEX DISCOVERY

During the Quarter, the Company announced that field staff had been mobilised to commence site preparation works for a new round of Reverse Circulation (RC) drilling at the new Duplex discovery. Duplex is located approximately 3.5km south of the cornerstone 163,000oz Au Montague-Boulder Mineral Resource, along the western margin of the Montague Granodiorite Dome (see Figure 1).

RC drilling completed to date has identified coherent gold mineralisation within the host gabbro unit at Duplex over 250m of strike. Several intersections have been returned from this drilling, including:

- **GRC1022:** 18m @ 5.0g/t Au from 103m
- **GRC1021:** 12m @ 1.1g/t Au from 94m
- **GRC1033:** 10m @ 1.1g/t Au from 106m
- **GRC1032:** 6m @ 1.1g/t Au from 106m

This mineralisation is accompanied by a distinctive alteration consisting of magnetic depletion of the gabbro unit. This distinct negative magnetic anomaly can be traced in existing airborne magnetic geophysics over an additional 500m further to the north, with historical air-core hole GWAC0453 intersecting 14m @ 0.5g/t Au at the end of hole, **including 4m @ 1.1g/t Au¹** at the very northern extent of this trend (see Figure 2).

¹ See ASX Release 4 November 2020.

The planned RC program will test this additional northern strike extent of approximately 500m and will also test below the existing high-grade result returned in GRC1022 of 18m @ 5.0g/t Au (see Figure 3).

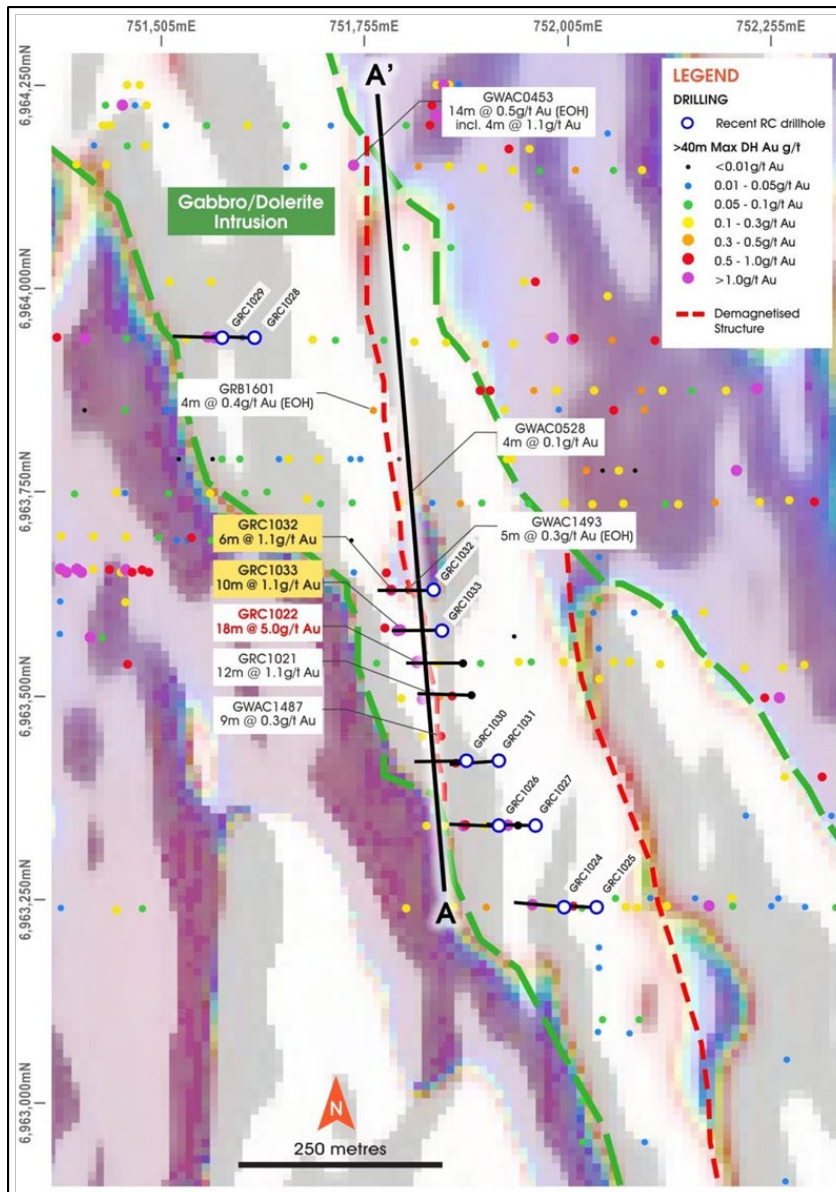


Figure (2): Duplex target with recently completed RC drilling and potential strike as indicated by airborne magnetic data.

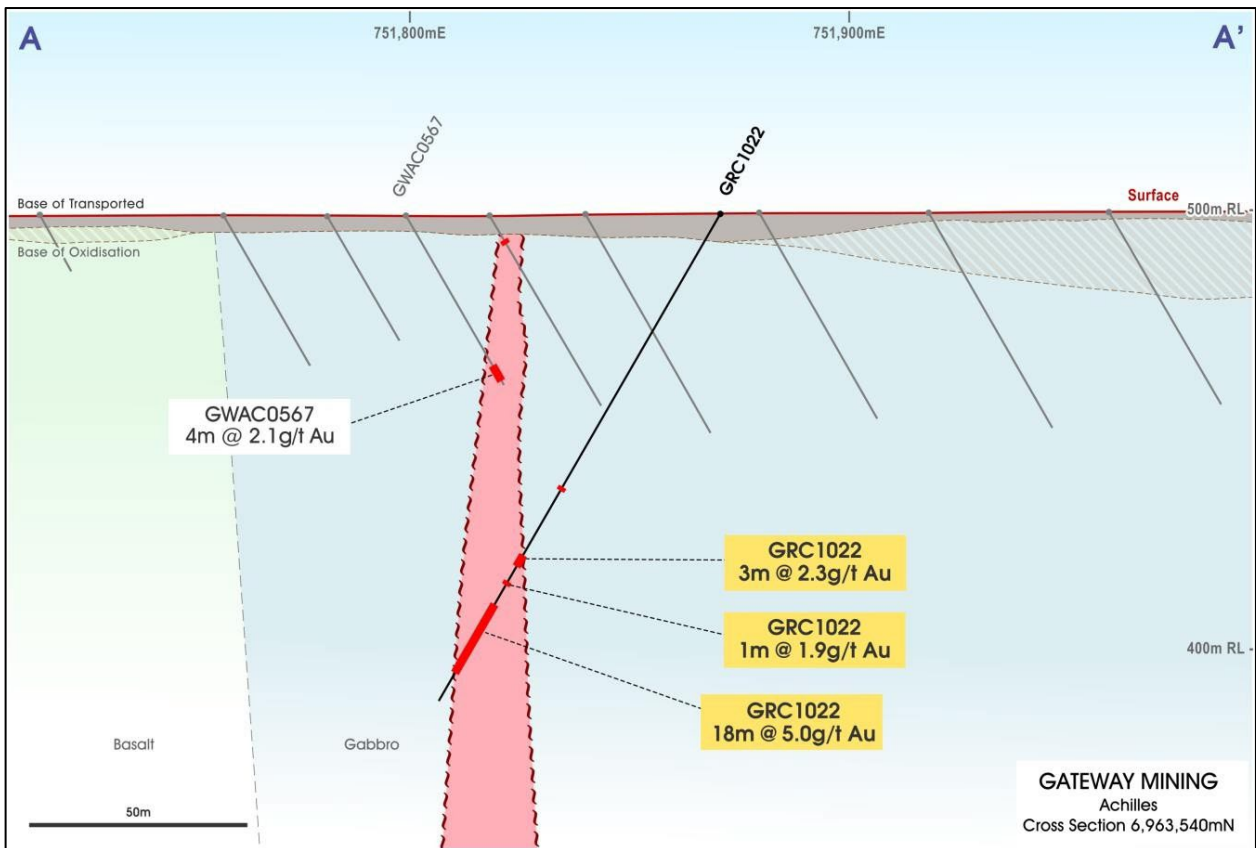


Figure (3): RC cross-section 6,963,540mN highlighting recent RC drill results at depth below anomalous air-core drilling in the transition zone.

MONTAGUE COPPER-NICKEL-PGE EXPLORATION

Subsequent to the end of the Quarter, the Company reported the results from recent diamond drilling and subsequent down-hole EM surveying at Flametree, which resulted in the definition of a significant new magmatic copper-nickel-PGE target, as well as fine fraction soil sampling across the Montague Range mafic-ultramafic intrusive unit (see Figure 4).

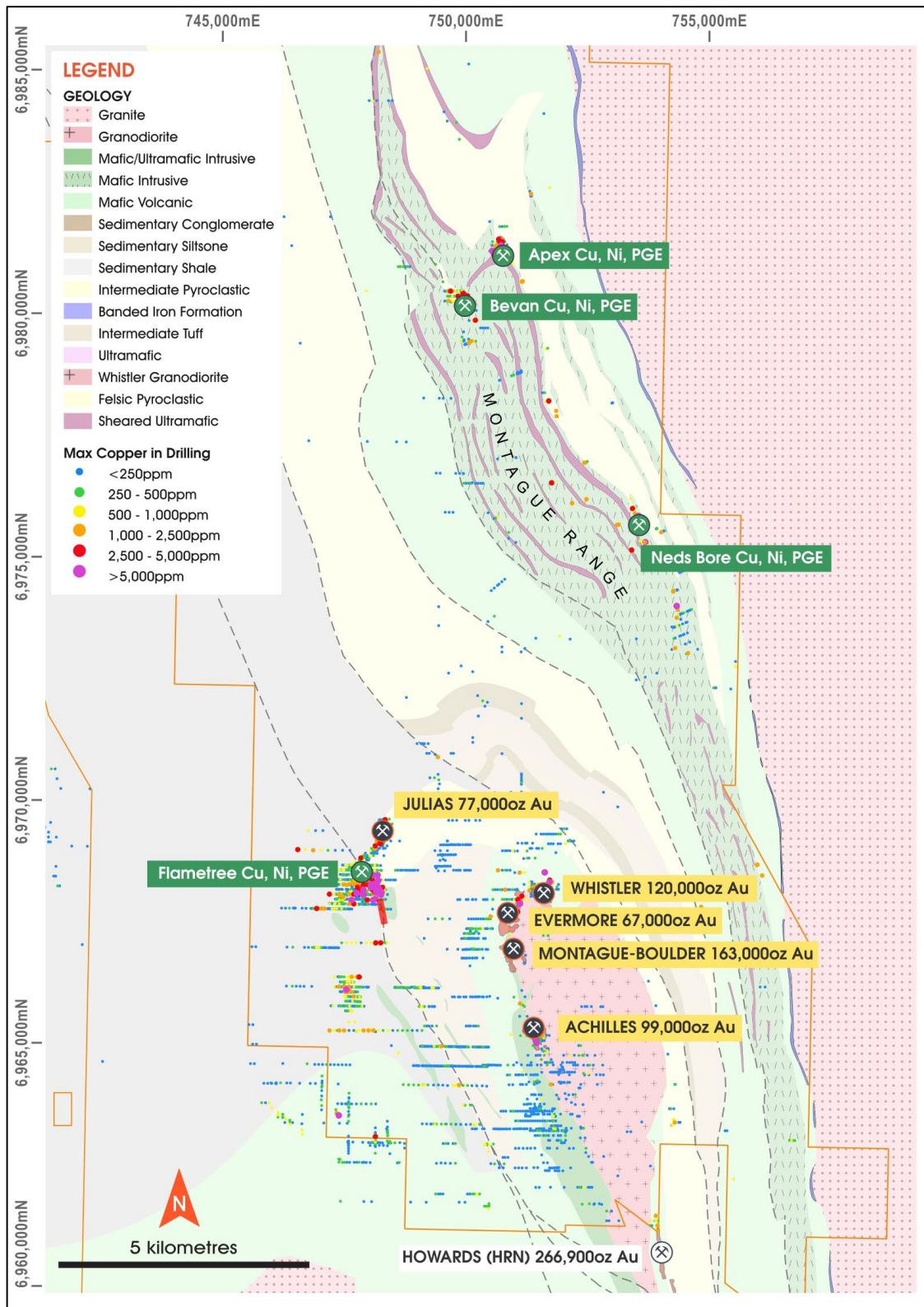


Figure (4): Location of the Flametree Cu-Ni-PGE target and the Montague Range mafic-ultramafic intrusive complex, relative to Gateway's existing gold Mineral Resources.

FLAMETREE TARGET DIAMOND DRILLING AND DOWNHOLE EM SURVEY

Flametree is an emerging mafic-ultramafic intrusive-hosted copper-nickel-PGE target identified through a review of exploration undertaken in the area by Gateway in 2013/2014. Previous interpretation of the extensive oxide-zone copper occurrences at Flametree centred on a VHMS-style mineralised system. However, one hole drilled into the unoxidized target area (GRC283) intersected an ultramafic unit and associated copper-nickel-PGE mineralisation within massive sulphides, with assays returning a significant intersection of **4m @ 1.03% Cu, 0.44% Ni, 0.9g/t Pt+ Pd, 426ppm Co from 137m**.²

A subsequent series of ground EM surveys, including a fixed-loop time domain survey (FLTEM) highlighted a significant EM anomaly at depth in the vicinity of this intersection, but further drilling at the time failed to follow-up on this result.

Recent reinterpretation of the regional geology based on a two-dimensional seismic survey suggested that the regional dip of the stratigraphy is to the east, and that historic follow-up drilling of GRC283 and targeting the FLTEM anomaly had subsequently been drilled in the wrong location. In December 2023, Gateway drilled RC hole GRC1014 to confirm the easterly dip of the stratigraphy and mineralisation and returned sulphide mineralisation within an intrusive mafic-ultramafic package, with significant Cu-Ni-PGE intersections of **1m @ 0.72% Cu, 0.41% Ni, 1.0g/t Pt+Pd, 840ppm Co from 195m and 1m @ 1.00% Cu, 0.39% Ni, 1.2g/t Pt+Pd, 756ppm Co from 209m (EOH)**.³

Following the success of RC hole GRC1014, Gateway planned a single diamond drill-hole (GDD027) to test the reinterpreted anomaly generated by the historic FLTEM survey (Figure 6), based on the revised understanding of the regional geology. This hole was located approximately 450m south-east of the previous RC drilling.

Hole GDD027 was completed to a depth of 548.8m and intersected a thick basalt unit overlaying a volcano-sedimentary rock sequence of conglomerates, shales and volcanoclastics containing variable amounts of sulphides (pyrite+pyrrhotite). The targeted host mafic-ultramafic intrusion was also not intersected and, as such, the source of observed sulphide mineralisation hosted in the two RC holes (GRC283 and GRC1014) located 200m to the north is still open. The southern strike extent of the unit and mineralisation intersected in these two RC holes is still untested for over 700m, with a mafic-ultramafic unit and Cu-Ni mineralisation indicated in historic hole GRC306 (see Figure 5).

Following the completion of drilling, a down-hole EM (DHEM) survey crew was mobilised and successfully surveyed the hole. The data generated by this survey was compiled and modelled by the Company's consultant geophysicists.

This modelling process highlighted the fact that, although significant zones of sulphide were intersected by GDD027, the conductance of these zones, being composed primarily of pyrite+pyrrhotite, was not sufficient to explain the strength of the anomaly generated by the historic FLTEM survey. In addition, the DHEM data indicated that there was a significant off-hole anomaly building at the end of the hole within the sedimentary rock package (Figure 6).

This off-hole EM anomalism is not consistent with the logged geology, and indicates a potential conductor located further to the west of the current drill-hole. However, this potential off-hole conductor was not able to be modelled effectively based on the current DHEM data.

² See ASX Release 27 November 2013.

³ See ASX Release 05 February 2024.

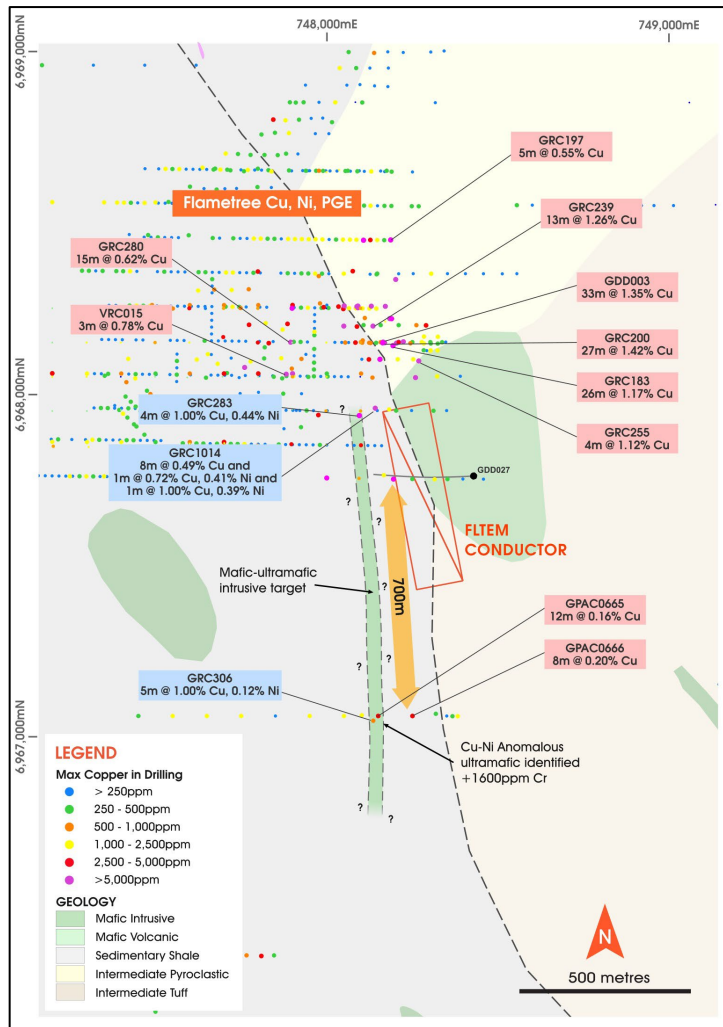


Figure (5): Flametree target area with historic oxide-copper intersections, mafic/ultramafic hosted Cu-Ni-PGE intersections and the location of the interpreted mafic-ultramafic intrusive target.

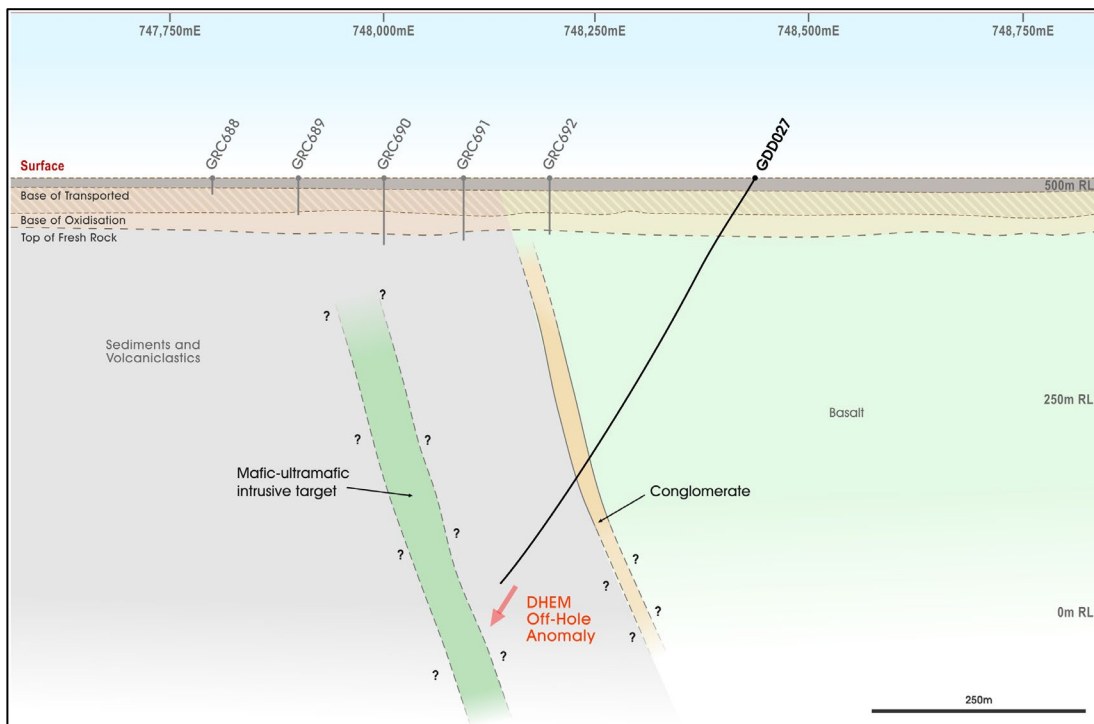


Figure (6): Cross-section of diamond hole GDD027, with logged geology and interpreted position of the targeted mafic/ultramafic intrusive unit.

Interpretation of the geology based on the historic drilling as well as GDD027, in conjunction with the processing of the DHEM data, suggests that the targeted mafic/ultramafic intrusive unit is located further to the west of hole GDD027. This position remains as a primary target for the source of copper-nickel-PGE sulphides intersected by RC drilling. Additionally, the indications of an off-hole conductor in this position, further to the west of GDD027, is extremely encouraging.

Combined with indications of mafic/ultramafic in historic RC and air-core drilling to the south (Figure 6), this presents as a potential +700m target zone, with confirmed presence of copper-nickel-PGE sulphide-hosted mineralisation.

In order to progress this target, a comprehensive air-core program is planned to map the mafic- ultramafic intrusive unit between existing intersections in RC drilling and allow for the planning of future diamond drilling to test the potential source of copper-nickel-PGE sulphides.

MONTAGUE RANGE FINE-FRACTION SOIL GEOCHEMISTRY

In addition to ongoing work at the Flametree Cu-Ni-PGE target, first pass fine-fraction soil geochemical sampling was completed at the Montague Range mafic-ultramafic intrusive unit, located approximately 8km north of the Montague Granodiorite Dome (see Figure 4).

Sampling was carried out on 400m x 50m sample spacing, with all samples analysed for an extensive multi- element assay suite. The sampling program was highly successful, with the data received highlighting the potential of this emerging Cu-Ni-PGE target area:

- Assays have mapped out prospective mafic-ultramafic units particularly through Ni and PGE responses (see Figure 7).
- Coupled with this, discrete areas of copper anomalism have been identified, which present as highly encouraging target areas, as the increase in copper response relative to the Ni-PGE lithological response suggests a potential mineralisation source.
- As illustrated in Figure 8, several historic shallow drill holes have intersected Ni-Cu-PGE mineralisation within the oxide zone, further elevating the exploration potential of this complex.
- This has elevated the prospectivity of this mafic-intrusive complex as a potential host for Cu-Ni-PGE mineralisation.
- Limited effective electrical geophysical surveys have been carried out on the area, and largely focused on the volcanic interface in local stratigraphy (based on targeting VHMS-type mineralisation).

Following these highly encouraging results, the Company plans to engage consultants who specialise in these mafic-ultramafic hosted deposits to undertake detailed mapping of the intrusive system. This mapping will aim to identify the geometry of the intrusive system and identify prospective zones to be followed up with electrical geophysical surveys as well as possible stratigraphic drilling.

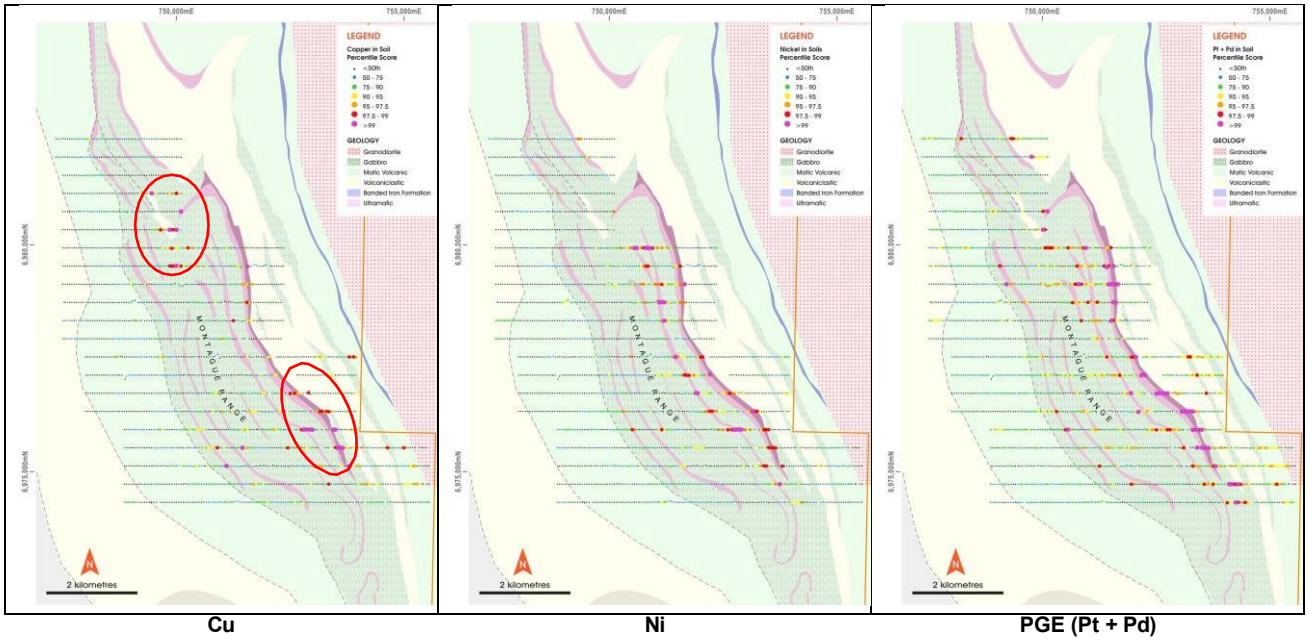


Figure (7): Selected multi-element results from the Montague Range fine fraction geochemical sampling program, coloured by percentile scores. Note the mapping of the mafic-ultramafic units by the Ni and PGE (Pt+Pd) results, and the relative localised enrichment of Cu highlighted.

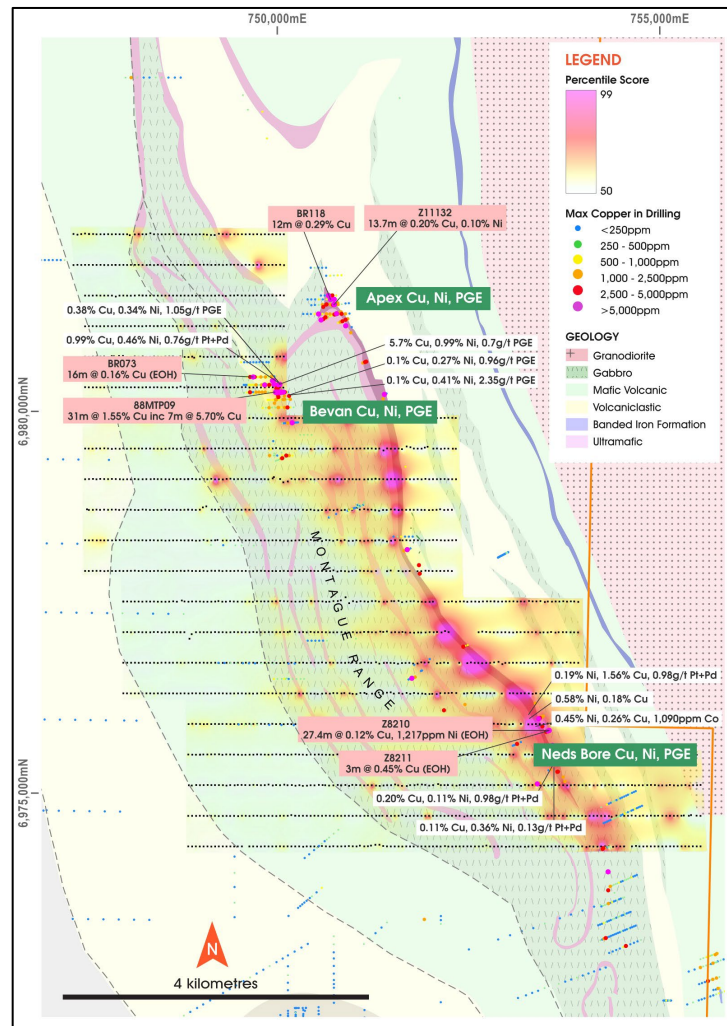


Figure (8): Montague Range fine fraction soil sampling sample locations, with PGE (Pt + Pd) pseudo contours and historic drilling with significant Cu-Ni-PGE intersections.

REGIONAL PROJECTS

EDJUDINA JOINT VENTURE (Gateway 20%, Discovex Resources Ltd 80%)

No significant work on the Edjudina Joint Venture was announced by Discovex during the Quarter.

TENEMENTS

The following tenement applications were made by the Company during the Quarter:

Project	Tenement	Owner	Application Date
KALUWIRI	E53/2340*	Gateway Mining Ltd	29/04/2024
KALUWIRI	E57/1441*	Gateway Mining Ltd	29/04/2024
KALUWIRI	E57/1453*	Gateway Mining Ltd	25/06/2024
KALUWIRI	E57/1454*	Gateway Mining Ltd	25/06/2024

A list of the Company's full tenement holdings held at the end of the Quarter are detailed in Appendix 1.

CORPORATE

Placement

On 29 May 2024, the Company announced a capital raising of \$1.2 million (before costs) (**Placement**) to institutional, professional and sophisticated investors to underpin the next phase of exploration at its flagship Montague Project in Western Australia.

The Placement comprises the issue of 60,100,000 fully paid ordinary shares at an issue price of \$0.02 per share (**New Shares**).

The Placement was lead managed JP Equity Partners (**Lead Manager**).

The Directors (and or their nominees) committed their support for the Placement and invested a collective total of \$202,000 under the Placement being 10,100,000 New Shares.

The issue of the New Shares to participants (excluding Directors and their nominees) occurred on 6 June 2024.

The New Shares issued to Directors and related parties under the Placement will be issued subject to shareholder approval at an Extraordinary Meeting of Shareholders of the Company (**Meeting**). The Company will provide an update to the market once it is in a position to hold the Meeting.

The proceeds of the Placement underpin the next phase of field work at the Company's 100%-owned Montague Gold Project which is already underway.

Board Refresh

On 28 May 2024, the Company announced the appointment of highly-regarded mining executive Mr Peter Langworthy as Non-Executive Chair as part of a board refresh.

Mr Langworthy was Gateway's Managing Director between 2018 and 2021 and played an instrumental role in the evolution of the Company's growth strategy through the acquisition and initial exploration of the 526,000oz Montague Project in WA. Mr Langworthy is also a major shareholder of the Company.

As Non-Executive Chair, Mr Langworthy will contribute his vast technical, geological and corporate expertise to the continued exploration and evaluation of the Montague Project while also assuming a broader strategic role focused on business development, growth and strategic opportunities.

Mr Langworthy is one of Western Australia's best known mining executives, with a distinguished career spanning more than 34 years in mineral exploration and project development. He is best known for his role leading the exploration team at Jubilee Mines NL, overseeing several major discoveries leading to its \$3.3 billion acquisition by Xstrata.

Mr Langworthy succeeded Ms Debra Fullarton, who resigned as Non-Executive Chair due to her growing commitments as Chief Financial Officer of Dreadnought Resources. Mr Scott Brown also stepped down as a Non-Executive Director to focus on his role as Director and Business Manager of geological consultancy company Omni GeoX.

Mr Mark Cossom will retain his position as Managing Director, and Mr Trent Franklin and Mr Peter Lester will retain their positions as Non-Executive Directors, rounding out what the Company believes to be an experienced and well-balanced board structure with the appropriate balance of skills and a diverse range of corporate and technical expertise to lead the Company into this next stage.

The current structure of the Board and its officers is as follows:

- Mr Peter Langworthy – Non-Executive Chair;
- Mr Mark Cossom – Managing Director;
- Mr Trent Franklin – Non-Executive Director;
- Mr Peter Lester – Non-Executive Director; and
- Kar Chua – Company Secretary.

CASH POSITION AND EXPENDITURE

As at 30 June 2024, the Company had cash reserves of \$1.403 million.

Exploration expenditure during the Quarter comprised \$412 thousand. This expenditure related to exploration activities conducted at the Company's flagship Montague Project located in Western Australia.

As set out in the Company's June 2024 Quarterly Appendix 5B, payments to related parties consisted of remuneration paid to executive and non-executive directors of \$112 thousand, and payments to director related entities for professional services of \$35 thousand and for the provision of geological consultancy services of \$53 thousand.

This released has been authorised by:

Mark Cossom
Managing Director

For and on behalf of
GATEWAY MINING LIMITED



Competent Person Statement

The information in this announcement that relates to Exploration Results and Mineral Resources has been extracted from various Gateway ASX announcements and are available to view on the Company's website at www.gatewaymining.com.au or through the ASX website at www.asx.com.au (using ticker code "GML")

The Company confirms that it is not aware of any new information or data that materially affects the information included in the original market announcement. The company confirms that the form and context in which the Competent Person's findings are presented have not been materially modified from the original market announcement.

Investors

Mark Cossom
Managing Director
T: 08 6383 9969

Media

Nicholas Read
Read Corporate
T: 08 9388 1474

or

Kar Chua
Company Secretary
T: 08 6383 9969

[Click here to subscribe to investor updates](#)

Follow us on:

LinkedIn: [@gateway-mining](#)

Twitter: [@gateway_mining](#)

APPENDIX (1): GATEWAY MINING LIMITED CONSOLIDATED TENEMENT HOLDINGS

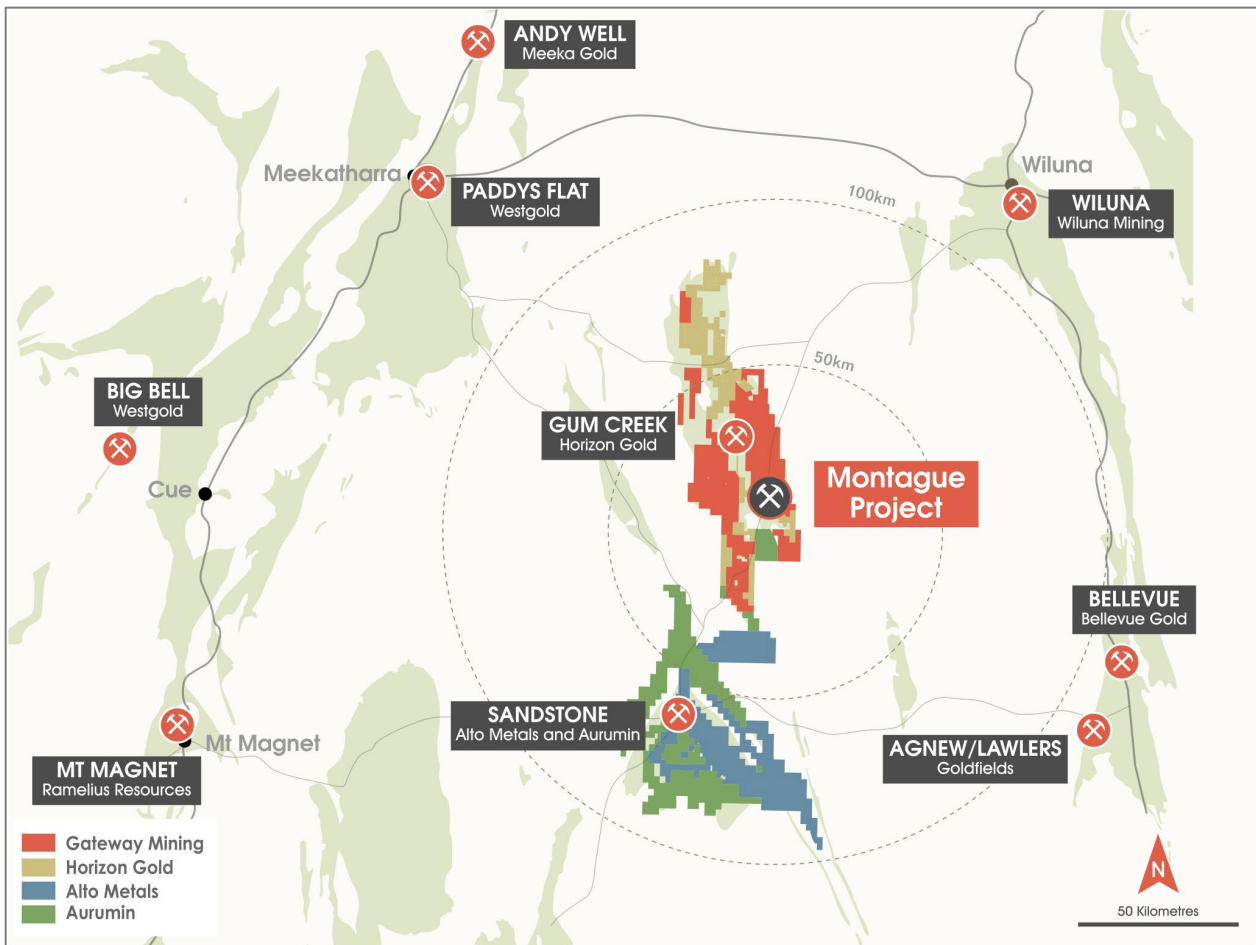
Project	Tenement	Owner
GIDGEE	E53/2108	Gateway Mining Ltd
GIDGEE	E57/1039	Golden Mile Resources Ltd, Currently earning up to 80% interest, however, currently owns 51%
GIDGEE	E57/1040	Golden Mile Resources Ltd, Currently earning up to 80% interest, however, currently owns 51%
GIDGEE	E57/1057	Gateway Projects WA Pty Ltd
GIDGEE	E57/1060	Gateway Mining Ltd 80%, Element 25 Ltd 20%
GIDGEE	E57/1067	Gateway Projects Pty Ltd
GIDGEE	E57/1145	Gateway Mining Ltd
GIDGEE	E57/1147	Gateway Mining Ltd
GIDGEE	P57/1409	Gateway Projects WA Pty Ltd
GIDGEE	P57/1410	Gateway Projects WA Pty Ltd
GIDGEE	P57/1411	Gateway Projects WA Pty Ltd
GIDGEE	P57/1413	Gateway Projects WA Pty Ltd
GIDGEE	P57/1455	Gateway Mining Ltd
GIDGEE	P57/1456	Gateway Mining Ltd
GIDGEE	P57/1458	Gateway Mining Ltd
GIDGEE	P57/1460	Gateway Mining Ltd
GIDGEE	P57/1494*	Gateway Mining Ltd
GIDGEE	P57/1495*	Gateway Mining Ltd
GIDGEE	P57/1496*	Gateway Mining Ltd
KALUWIRI	E53/2322*	Gateway Mining Ltd
KALUWIRI	E53/2340*	Gateway Mining Ltd
KALUWIRI	E57/1171	Gateway Mining Ltd
KALUWIRI	E57/1215	Gateway Mining Ltd
KALUWIRI	E57/1423*	Gateway Mining Ltd
KALUWIRI	E57/1424*	Gateway Mining Ltd
KALUWIRI	E57/1426*	Gateway Mining Ltd
KALUWIRI	E57/1430*	Gateway Mining Ltd
KALUWIRI	E57/1441*	Gateway Mining Ltd
KALUWIRI	E57/1453*	Gateway Mining Ltd
KALUWIRI	E57/1454*	Gateway Mining Ltd
KYARRA	E51/2204*	Gateway Mining Ltd
MONTAGUE	E57/0405	Gateway Mining Ltd
MONTAGUE	E57/0417	Gateway Mining Ltd
MONTAGUE	E57/0687	Gateway Mining Ltd
MONTAGUE	E57/0793	Gateway Mining Ltd 75%, Estuary Resources Pty Ltd 25%
MONTAGUE	E57/0807	Gateway Mining Ltd
MONTAGUE	E57/0823	Gateway Mining Ltd
MONTAGUE	E57/0824	Gateway Mining Ltd
MONTAGUE	E57/0874	Gateway Mining Ltd
MONTAGUE	E57/0875	Gateway Mining Ltd

Project	Tenement	Owner
MONTAGUE	E57/0888	Gateway Mining Ltd
MONTAGUE	E57/0945	Gateway Mining Ltd
MONTAGUE	E57/1004	Gateway Mining Ltd
MONTAGUE	E57/1005	Gateway Mining Ltd
MONTAGUE	M57/0048	Gateway Mining Ltd
MONTAGUE	M57/0098	Gateway Mining Ltd
MONTAGUE	M57/0099	Gateway Mining Ltd
MONTAGUE	M57/0217	Gateway Mining Ltd
MONTAGUE	M57/0429	Gateway Mining Ltd 75%, Estuary Resources Pty Ltd 25%
MONTAGUE	M57/0485	Gateway Mining Ltd 75%, Estuary Resources Pty Ltd 25%
MOUNT MARION	E57/1113	Gateway Mining Ltd
OLD GIDGEE	E57/1095	Gateway Mining Ltd
EDJUDINA	E39/1765	DiscovEx Resources Ltd 80% Gateway Projects Pty Ltd 20%
EDJUDINA	E39/1882	DiscovEx Resources Ltd 80% Gateway Projects Pty Ltd 20%

*Tenement application, approval pending

APPENDIX (2)

About the Montague Project



Montague Project Tenement Location Diagram

Appendix 5B

Mining exploration entity or oil and gas exploration entity quarterly cash flow report

Name of entity

Gateway Mining Limited

ABN

31 008 402 391

Quarter ended ("current quarter")

30 June 2024

Consolidated statement of cash flows	Current quarter \$A'000	Year to date (12 months) \$A'000
1. Cash flows from operating activities		
1.1 Receipts from customers	-	-
1.2 Payments for		
(a) exploration & evaluation	-	-
(b) development	-	-
(c) production	-	-
(d) staff costs	(48)	(163)
(e) administration and corporate costs	(181)	(889)
1.3 Dividends received (see note 3)	-	-
1.4 Interest received	3	19
1.5 Interest and other costs of finance paid	-	-
1.6 Income taxes paid	-	-
1.7 Government grants and tax incentives	-	-
1.8 Other refund	-	-
1.9 Net cash from / (used in) operating activities	(226)	(1,033)

2. Cash flows from investing activities		
2.1 Payments to acquire or for:		
(a) entities	-	-
(b) tenements	-	-
(c) property, plant and equipment	-	-
(d) exploration & evaluation	(412)	(2,219)
(e) investments	-	-
(f) other non-current assets	-	-

Mining exploration entity or oil and gas exploration entity quarterly cash flow report

Consolidated statement of cash flows		Current quarter \$A'000	Year to date (12 months) \$A'000
2.2	Proceeds from the disposal of:		
	(a) entities	-	-
	(b) tenements	-	-
	(c) property, plant and equipment	-	-
	(d) investments	-	840
	(e) other non-current assets	-	-
2.3	Cash flows from loans to other entities	-	-
2.4	Dividends received (see note 3)	-	-
2.5	Other (provide details if material)	-	-
2.6	Net cash from / (used in) investing activities	(412)	(1,379)

3.	Cash flows from financing activities		
3.1	Proceeds from issues of equity securities (excluding convertible debt securities)	1,000	2,548
3.2	Proceeds from issue of convertible debt securities	-	-
3.3	Proceeds from exercise of options	-	-
3.4	Transaction costs related to issues of equity securities or convertible debt securities	(57)	(145)
3.5	Proceeds from borrowings	-	-
3.6	Repayment of borrowings	-	-
3.7	Transaction costs related to loans and borrowings	-	-
3.8	Dividends paid	-	-
3.9	Other (Share buy-back)	-	-
3.10	Net cash from / (used in) financing activities	943	2,403

4.	Net increase / (decrease) in cash and cash equivalents for the period		
4.1	Cash and cash equivalents at beginning of period	1,098	1,412
4.2	Net cash from / (used in) operating activities (item 1.9 above)	(226)	(1,033)
4.3	Net cash from / (used in) investing activities (item 2.6 above)	(412)	(1,379)
4.4	Net cash from / (used in) financing activities (item 3.10 above)	943	2,403

Mining exploration entity or oil and gas exploration entity quarterly cash flow report

Consolidated statement of cash flows		Current quarter \$A'000	Year to date (12 months) \$A'000
4.5	Effect of movement in exchange rates on cash held	-	
4.6	Cash and cash equivalents at end of period	1,403	1,403

5.	Reconciliation of cash and cash equivalents at the end of the quarter (as shown in the consolidated statement of cash flows) to the related items in the accounts	Current quarter \$A'000	Previous quarter \$A'000
5.1	Bank balances	1,403	1,098
5.2	Call deposits		
5.3	Bank overdrafts		
5.4	Other (provide details)		
5.5	Cash and cash equivalents at end of quarter (should equal item 4.6 above)	1,403	1,098

6.	Payments to related parties of the entity and their associates	Current quarter \$A'000
6.1	Aggregate amount of payments to related parties and their associates included in item 1	103
6.2	Aggregate amount of payments to related parties and their associates included in item 2	97

Note: if any amounts are shown in items 6.1 or 6.2, your quarterly activity report must include a description of, and an explanation for, such payments.

Mining exploration entity or oil and gas exploration entity quarterly cash flow report

7. Financing facilities	Total facility amount at quarter end \$A'000	Amount drawn at quarter end \$A'000
<i>Note: the term "facility" includes all forms of financing arrangements available to the entity. Add notes as necessary for an understanding of the sources of finance available to the entity.</i>		
7.1 Loan facilities		
7.2 Credit standby arrangements		
7.3 Other (please specify)		
7.4 Total financing facilities		
7.5 Unused financing facilities available at quarter end		
7.6 Include in the box below a description of each facility above, including the lender, interest rate, maturity date and whether it is secured or unsecured. If any additional financing facilities have been entered into or are proposed to be entered into after quarter end, include a note providing details of those facilities as well.		

8. Estimated cash available for future operating activities	\$A'000
8.1 Net cash from / (used in) operating activities (item 1.9)	(226)
8.2 (Payments for exploration & evaluation classified as investing activities) (item 2.1(d))	(412)
8.3 Total relevant outgoings (item 8.1 + item 8.2)	(638)
8.4 Cash and cash equivalents at quarter end (item 4.6)	1,403
8.5 Unused finance facilities available at quarter end (item 7.5)	-
8.6 Total available funding (item 8.4 + item 8.5)	1,403
8.7 Estimated quarters of funding available (item 8.6 divided by item 8.3)	2.20
<i>Note: if the entity has reported positive relevant outgoings (ie a net cash inflow) in item 8.3, answer item 8.7 as "N/A". Otherwise, a figure for the estimated quarters of funding available must be included in item 8.7.</i>	
8.8 If item 8.7 is less than 2 quarters, please provide answers to the following questions:	
8.8.1 Does the entity expect that it will continue to have the current level of net operating cash flows for the time being and, if not, why not?	
Answer: N/A	
8.8.2 Has the entity taken any steps, or does it propose to take any steps, to raise further cash to fund its operations and, if so, what are those steps and how likely does it believe that they will be successful?	
Answer: N/A	

Mining exploration entity or oil and gas exploration entity quarterly cash flow report

8.8.3 Does the entity expect to be able to continue its operations and to meet its business objectives and, if so, on what basis?

Answer: N/A

Note: where item 8.7 is less than 2 quarters, all of questions 8.8.1, 8.8.2 and 8.8.3 above must be answered.

Compliance statement

- 1 This statement has been prepared in accordance with accounting standards and policies which comply with Listing Rule 19.11A.
- 2 This statement gives a true and fair view of the matters disclosed.

26 July 2024

Date:

The Board of Directors

Authorised by:
(Name of body or officer authorising release – see note 4)

Notes

1. This quarterly cash flow report and the accompanying activity report provide a basis for informing the market about the entity's activities for the past quarter, how they have been financed and the effect this has had on its cash position. An entity that wishes to disclose additional information over and above the minimum required under the Listing Rules is encouraged to do so.
2. If this quarterly cash flow report has been prepared in accordance with Australian Accounting Standards, the definitions in, and provisions of, *AASB 6: Exploration for and Evaluation of Mineral Resources* and *AASB 107: Statement of Cash Flows* apply to this report. If this quarterly cash flow report has been prepared in accordance with other accounting standards agreed by ASX pursuant to Listing Rule 19.11A, the corresponding equivalent standards apply to this report.
3. Dividends received may be classified either as cash flows from operating activities or cash flows from investing activities, depending on the accounting policy of the entity.
4. If this report has been authorised for release to the market by your board of directors, you can insert here: "By the board". If it has been authorised for release to the market by a committee of your board of directors, you can insert here: "By the [name of board committee – eg Audit and Risk Committee]". If it has been authorised for release to the market by a disclosure committee, you can insert here: "By the Disclosure Committee".
5. If this report has been authorised for release to the market by your board of directors and you wish to hold yourself out as complying with recommendation 4.2 of the ASX Corporate Governance Council's *Corporate Governance Principles and Recommendations*, the board should have received a declaration from its CEO and CFO that, in their opinion, the financial records of the entity have been properly maintained, that this report complies with the appropriate accounting standards and gives a true and fair view of the cash flows of the entity, and that their opinion has been formed on the basis of a sound system of risk management and internal control which is operating effectively.